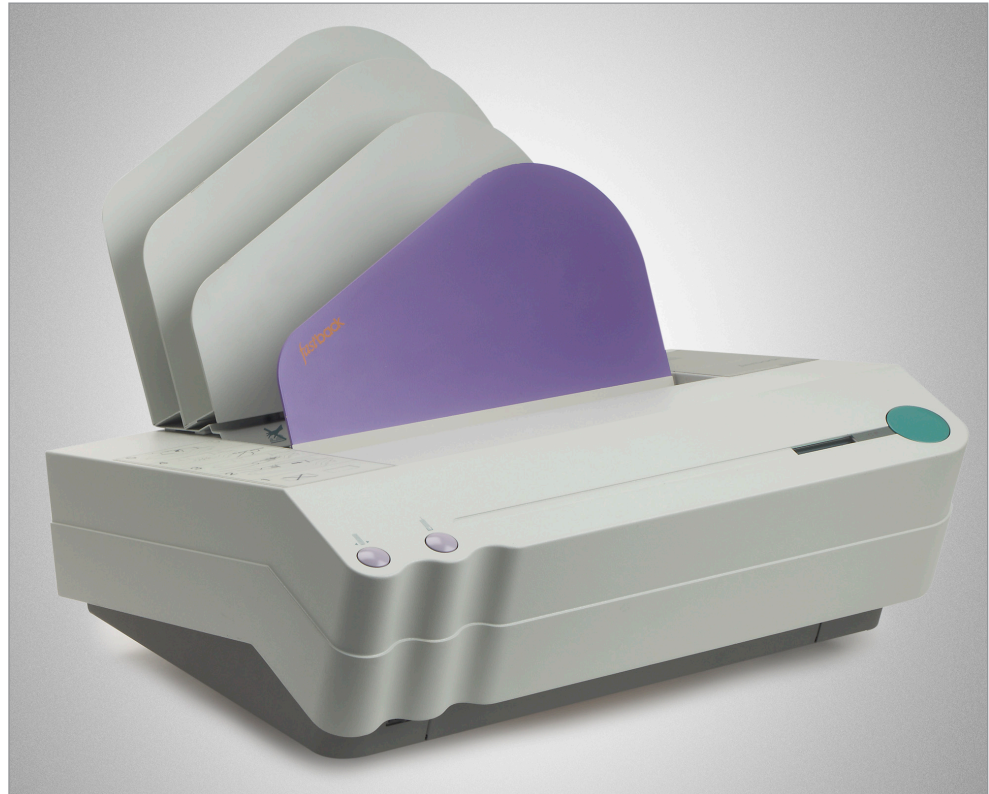


POWIS Fastback® 25




Designed for the digital photo book market, the Fastback 25 is the best machine for binding glossy coated papers. Using patented StitchFree™ technology, the Fastback 25 produces binding that rivals sewing and wire-stitching in strength, but with much less hassle. Like other Powis binding machines, the Fastback 25 is so simple to use that anyone can learn to use it in a matter of minutes.

The Fastback 25 uses the PhotoPro strip, and is the ideal machine for binding photo books, yearbooks, art books, or other books printed on glossy paper. The Fastback 25 is one of three components in the Fastback Photobook Work Cell. The other two are the Hardcover Guide™ and the Splitter™.

Highlights

- Binds 10 to 250 sheets
- Handles paper with full edge-to-edge bleeds
- Easy to use
- Produces tight and even binds on Fastback Splitter prepared documents



Specifications

Machine Dimensions: 25"W x 9.5"H x 22"D
(63 cmW x 24 cmH x 56 cmD)

Max. weight: 55 lbs (25 kg)

Spine Lengths: Max. 12" (30.38cm) (A4); Min.
6" (15.24cm)

Spine Thickness: Narrow, medium

Binding Capacity 10 sheets to 0.5" max. thick-
ness (1.9 cm)

Page Sizes: Max. 12," Min. 6"

Optimal Paper Weight: 80 gsm to 215 gsm

Edit Capability: No

Binding Time: 35-45 seconds

Warm-up Time: 9 minutes

Power Requirements

USA: 115VAC, 60 Hz, 7 amps

EU: 220-240VAC, 50/60 Hz, 3.5 amps

Japan: 100 VAC, 50 Hz, 7 amps

Regulatory Approvals: UL, CE, cUL, TUV, MIT

Related Products

Fastback® Splitter™

Fastback® Hardcover Guide

PhotoPro

Composition Hardcover


Suede Hardcover

StitchFree™ binding technology is an innovative new method to bind glossy and coated stock using a thermal adhesive strip. You don't have to sew, stitch or glue books anymore.

In the bad old days, making hardcover books with coated papers required heavy and expensive wire stitching or sewing machinery. In addition, coated papers did not take well to any variation of perfect binding because the coating prevented adhesive from penetrating the paper fibers.

Notching and milling increase the edge area but they don't solve the basic problem of the adhesive's inability to bind with the paper along anything other than the very edge. This became even more of a problem with the advent of color laser printers, which often use fuser oil to prevent toner from sticking to the heating element. These printers leave a fine layer of fuser oil on the paper after printing, effectively turning ordinary paper into coated stock.

How does Fastback® StitchFree™ binding technology solve this problem? In two ways: First, by splitting open the edge of each page to create channels for the glue to attach to the interior fibers of the paper. And, second, by using new more absorbent and stronger adhesives on the binding strips. The result is stronger paperback and hardcover binding.



The Fastback® Splitter™ is the first component in the StitchFree system. Inside the Splitter, microknives actually split open the entire binding edge of each sheet of paper. These open grooves act as channels, allowing the adhesives to wick up into the paper fibers. Now it doesn't matter what type of coating the paper has, because the bind is no longer dependent on the outside surface to create a strong bond.

Two new binding strips are the second element of the system. The PhotoPro™ Strip is designed to work with the Fastback Splitter and the Fastback 25 Photobook Binder. It is an ideal solution for anyone who wants to make custom photography books, yearbooks, memory books and the like.

POWIS

Powis Parker Inc.
775 Heinz Avenue Berkeley, CA 94710
1.800.321.BIND (2463) +1.510.848.2463
www.powis.com